



Universidad de Valladolid



iuFOR
Instituto
Universitario de Investigación
GESTIÓN
FORESTAL
SOSTENIBLE



Co-funded by the
Erasmus+ Programme
of the European Union

UVa

MEDFOR STUDENT WELCOME BOOKLET

2020-2021

¡Bienvenidos!

a la **Universidad de Valladolid**

UVa

Index

Welcome to the University of Valladolid, Palencia (MEDfOR Specialization)	3
Accessibility to UVa online platform:	4
UVa Virtual Campus (Moodle):	4
UVa Sigma:.....	5
Your UVa email:.....	5
How to set it up:.....	5
How to connect your UVa email to your personal email (Gmail, Yahoo, Hotmail etc..)?	6
How to access UVa Online library	7
Access to social activities.....	7
Free Bicycle loan to students	8
Conversation exchange	8
How to book an appointment for residence permit at the immigration office?	8
Finding an apartment in Palencia:.....	10
Transportation within Palencia and to Valladolid	10
Getting a bus card within Palencia.....	10
Palencia to Valladolid and Valladolid to Palencia.....	10
Useful links, email addresses and telephone numbers:.....	11
Appendix	12

Welcome to the University of Valladolid, Palencia (MEDfOR Specialization)

We are so excited that you have decided to embark your journey here at the University of Valladolid - Palencia Campus! This booklet provides resources for you as you get settled both in the beautiful city of Palencia and on Campus. Of course, if you have any additional questions, you can contact us.

All-important resources are provided to facilitate the success of students and for students to have an enjoyable stay during the academic year. During your time at the university, you may have some essential questions as to what to expect, thus this booklet is here to answer your anticipations.

In addition, the academic calendar, programme plans, maps and other helpful materials can be checked in the appendix.

Accessibility to UVa online platform:

As Uva student you have your username (eXXXXXXXXy or uXXXXXXXXy where each X stands for a digit and y stands for a letter) and your password. If you don't remember the password, you can recover it through the following link:

<https://ldapapps.uva.es/gestionClave/alternativas?lang=EN> where if you choose to use the password change application you will be able to do it by following the instructions as in this picture:

Universidad de Valladolid

ES EN

Reset the user password in the Uva Directory.

Fill out the form below and we will send you a link to the email to reset your password.

[Other methods](#)

Identifier

NIF/NIE/PASSPORT

ID

Ej. 12345678a, ej. ABC123456A, ej. X1234567A


Email

@

Ej. lucia.horacio@rmail.com

Verify that you are not a robot

☐ No soy un robot


reCAPTCHA
Privacidad - Términos

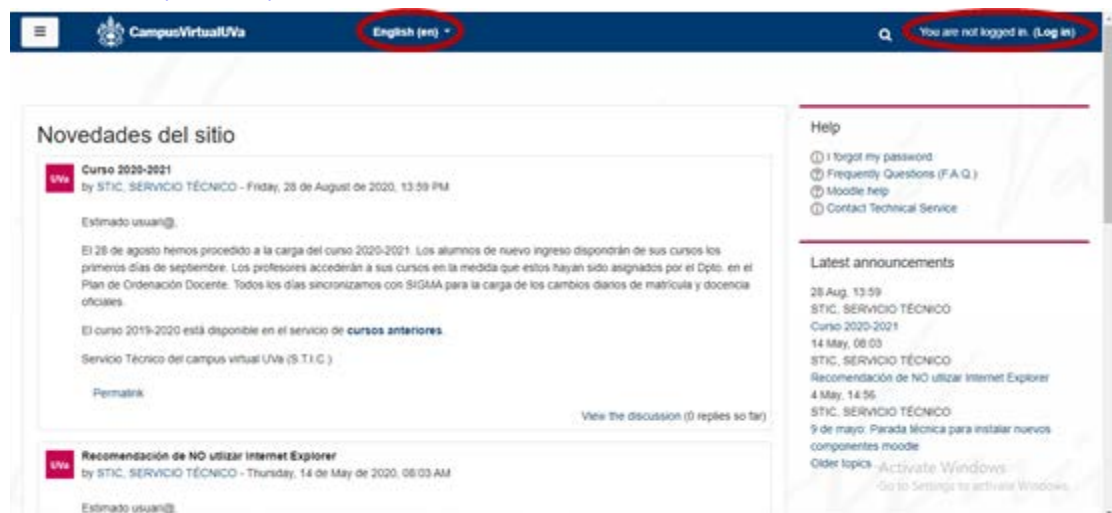
Request password change

4

UVa Virtual Campus (Moodle):

1. Click the link underneath:

<https://campusvirtual.uva.es/>



2. You can change the language into English. At the top right corner, you can see the login icon.
 3. Login with your username and password
- The username starts with the letters **u** or **e** plus a **number**

UVa Sigma:

UVa Sigma allows students to get access to their enrolment status and marks at the University.

1. Click the link.
[https://alumnos.sigma.uva.es/ftasis/controlreg/\[mtoAlta\]RegistroPublico?entradaPublica=true&pais=GB&idioma=en&ta=out](https://alumnos.sigma.uva.es/ftasis/controlreg/[mtoAlta]RegistroPublico?entradaPublica=true&pais=GB&idioma=en&ta=out)
2. Select master studies and then you can choose **"Consult Academic Data"**
3. Enter with your user and password and select "Expedientes sigm@"
4. Click on the purple arrow

Expedientes sigm@ / Consulta de expedientes > Consulta de expedientes

Selección expediente

NIP	DNI	Nombre

Centro	Plan estudios	Estudios	Tipo de estudios	Especialidad	Estado/Motivo
309 - Escuela Técnica Superior de Ingenierías Agrarias	306 - Máster Erasmus Mundus en Gestión Forestal y de Recursos Naturales en el Mediterráneo (MEDFOR)	429 - Máster Erasmus Mundus en Gestión Forestal y de Recursos Naturales en el Mediterráneo (MEDFOR)	Master	Sin especialidad definida	Cerrado por solicitud del alumno

Click here

5. Click on the list "Mi expediente", then choose "Expediente completo".

Seleccionar estudios Mis datos Mi expediente Mis trámites Normativa

Mi expediente > Año actual

Versión para imprimir

Expediente

Asignaturas superadas

Asignaturas libre elección

Nota media

Premios y menciones

Gráfico plan-expediente

RÉGIMEN

Año académico

Asignaturas compensadas

Asignatura

Your UVa email:

Here you can access to your UVa email <https://webmail.alumnos.uva.es/>

Email accounts are deactivated after not being used for several months. Therefore, in case your email account is not working. Login to <https://buzones.alumnos.uva.es/> and check whether there is an email waiting for you with the text "DESHABILITADA" in it. If it is the only email in your account, then it has been deactivated. Inside that email there is a link that will allow you to request it to be re-activated. It may take a few hours, so please be patient. Once you confirm your account is not deactivated, please continue to the next point.

How to set it up:

You will need to configure your email client with these specific parameters:

- **For email reception**

1. You will need to set your email address (which usually looks like `firstname.lastname@alumnos.uva.es`) in the Address field.
2. You will need to type `buzones.alumnos.uva.es` in the mail-server address
3. You will need to enable, if available, SSL (or TLS) security for your mail access connection.
4. If your email client uses POP3 to download your email you should set the connection port to 995 (if you chose SSL to secure your connection before it will usually be selected automatically)
5. If your email client uses IMAP, you should set the connection port to 993 (again, it will usually be selected if you chose SSL).
6. You will need to use your username (usually in the format `eXXXXXXXXy` or `uXXXXXXXXy` where each X stands for a digit and y stands for a letter) and your password in the corresponding fields of your configuration.
 - **For sending mail:**
 1. You will need to use `cartero.uva.es` as SMTP (outgoing) server.
 2. If available, you should select SSL (or TLS) to secure your connection.
 3. If you chose SSL you should make sure that the connection port is 465 (it may have been changed to 587 automatically or remain as 25 because the email client didn't change it).
 4. You should put your username (see above) and password in the corresponding fields.

How to connect your UVa email to your personal email (Gmail, Yahoo, Hotmail etc..)?

Once the connection is activated, all your emails received at your UVa email address (`xxxxx.yyyyyyyyy@alumnos.uva.es`) will be sent directly to your personal email address you have connected with.

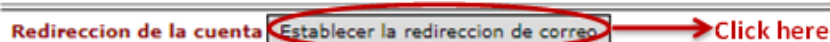
1. Login to: <http://www.uva.es/miportal>
Using your username and password you received, then click on **"Entrar"**



2. Go to **"Mis datos uva"**



3. Click on **"Establecer redirección de correo"**



4. Write down correctly your personal email address (e.g. your Gmail address) and click on **"Cambiar Redirección"**

5. You will receive an email at your UVa address to confirm the connection.
6. To confirm the connection, you need to click on the link in the email received.
Make sure the address is written correctly before clicking on the link.

How to access UVa Online library

Through the website, you can get access to so many vital books, scientific papers, articles etc. <https://biblioteca.uva.es/export/sites/biblioteca/>

Palencia campus library's guide can be accessed through this link:

<https://biblioguias.uva.es/c.php?g=662527>

Access to social activities

For those who wish to participate in sports, the University offers the following possibilities: Basketball, handball, volleyball, rugby, football, indoor football, athletics, cross-country running, skiing, "pilot", "frontends", chess, badminton, tennis, table tennis, judo, squash, karate, and courses of physical education of different kinds.

To access the sports facilities and activities, Visit the office 'El Servicio de Deportes' in the main building (*Aulario, Edificio A*).

Information :

Servicio de Deportes del Campus de la Yutera

servicio.deportes.palencia@uva.es

Tel. +34 979 10 8216

Free Bicycle loan to students

The University of Valladolid, Palencia Campus offers bikes to students for free at the beginning of every academic year and the bike needs to be return before the academic year ends.

8

Excursions for students

You can find Erasmus group which organizes several guided tours to various places in Spain with great interest due to their artistic and cultural heritage. They carefully plan the route so that students can be given information concerning all the socio-cultural, historical, and artistic aspects related to the trip.

<https://www.turismocastillayleon.com/es/espacio-profesionales/agencias-viajes/viajes-erasmus>

Instagram: @viajeserasmusvalladolid

Conversation exchange

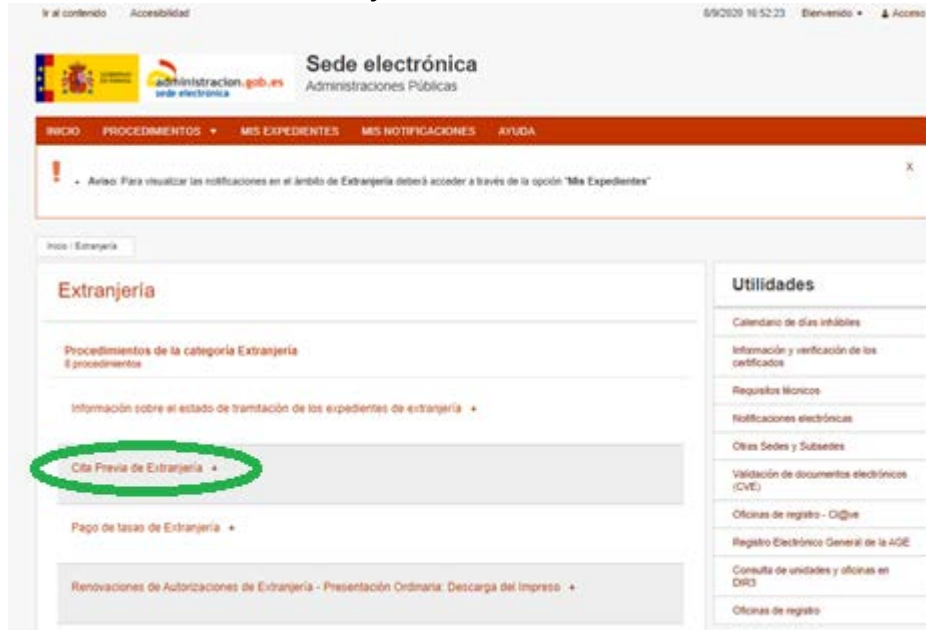
If you want to meet new people, this is the activity you are looking for. Oxford bar is the best place to be because participants chat alternatively in Spanish and English. It is a great way to practice the language and have fun at the same time.

How to book an appointment for residence permit at the immigration office?

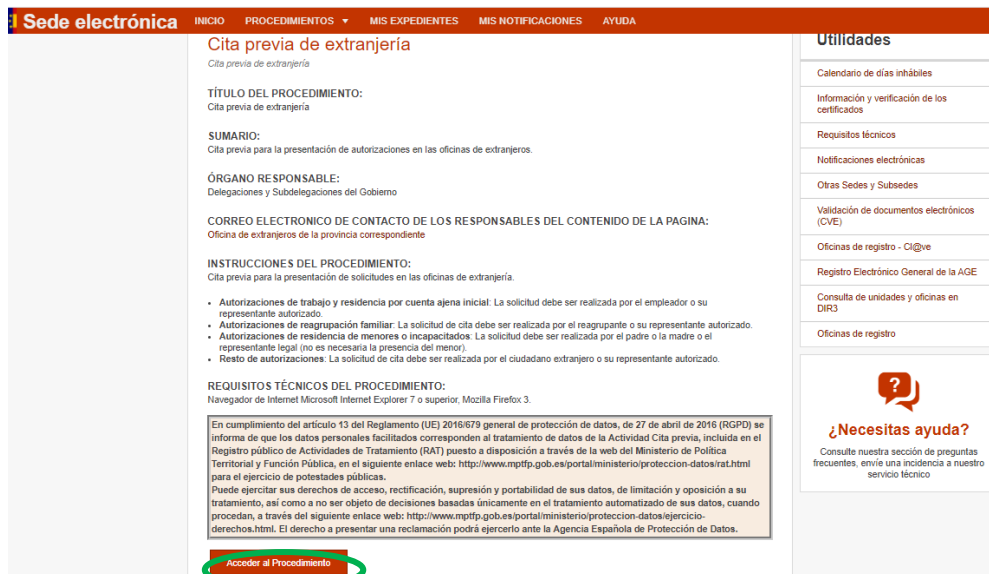
1. Click this link:

<https://sede.administracionespublicas.gob.es/procedimientos/index/categoria/34>

2. Click on **"Cita Previa de Extranjería"**



3. Click on **"Acceder al Procedimiento"**



4. From the list **"PROVINCIAS DISPONIBLES"** you choose Palencia, then click **"Aceptar"**

5. From the list **"TRÁMITES OFICINAS DE EXTRANJERÍA"** choose **"SOLICITUD DE AUTORIZACIONES"**, then **"Aceptar"**

6. Click **"Entrar"**

7. From **"Tipo de document"**, choose **"PASAPORTE"**, then type your passport number
In **"Nombre y apellidos"** type your name and surname
In **"Año de nacimiento"** type your year of birth
then you check **"No soy un robot"** then click **"Aceptar"**

8. Then press **"Solicitar cita"** then **"Siguiente"**

9. Fill in your telephone number and email. Copy and paste **"Solicitud de prórroga de autorización INICIAL de estancia por estudios, formación, prácticas no laborales o voluntariado"** as the objective of your appointment.
10. Choose a date then Click on **"Siguiente"**. A code will be to your telephone number for verification.

Living costs in Palencia:

In the following link you can find approximate monthly living costs in Palencia:

Rent	Transportation	Food	Books	Misc	Total
€ 300	€ 50	€ 200	€ 30	€ 40	€ 500

10

It is important to note that living expenses will of course depend very much on your lifestyle.

Finding an apartment in Palencia:

It is easy to find apartment or rooms in shared flats in Palencia. In case you need help to find an apartment you can check the links below:

- University of Valladolid resources:
<http://ipa.uva.es/>
http://www.palencia.uva.es/wp-content/uploads/2020/06/UVa_CampusDePalenciaAlojamientos.pdf
- Idealista
<https://www.idealista.com/>
- Fotocasa
<https://www.fotocasa.es/es/>

Transportation within Palencia and to Valladolid

Getting a bus card within Palencia

Getting a bus card allows you to use the bus at a lower price. This card can be obtained at the office of Alsa bus location (<https://goo.gl/maps/tNqoMXsy3bW14DZj6>) in the bus station which is a minute away from the train station.

Palencia to Valladolid and Valladolid to Palencia

Valladolid is a very nice city to visit and its very close to Palencia, less than one hour and you are there. You can go to Valladolid by bus or by train.

- **By bus:**

You can take the regional bus "La regional" from the bus station. There is usually a bus every hour from 7:00 until 21:00 from Palencia to Valladolid and also from Valladolid to Palencia, except for Saturdays, Sundays and holydays.

The ticket can be purchased directly from the bus driver. It's always advisable to get a round trip ticket "Ida y vuelta" if you are returning on the same day because it's slightly cheaper.

Check out the time schedule here: autocareslaregional.com/buscador-rutas

- **By train:**

You can either buy your ticket from the train station or online from Renfe website.

<https://www.renfe.com/es/en>

Useful links, email addresses and telephone numbers:

- Instituto Universitario de Investigación en Gestión Forestal Sostenible (iuFOR)
website: <http://sostenible.palencia.uva.es/>
- iuFOR Instagram:
<https://www.instagram.com/youngforesters/?igshid=i9d09wmbpo81>
- iuFOR Twitter: <https://twitter.com/youngforesters>
- ETSIAA video: <https://youtu.be/3YR9QBLdVUk>
- International Relationships Office (Palencia): internacional.palencia@uva.es
- International Relationships Office (Valladolid):
<http://www.relint.uva.es/contacto/contacto.asp>
- Tourism in Palencia: <http://www.palenciaturismo.es/contenido/da0f368a-d5f4-11de-b283-fb9baaa14523?seccionActual=0eb1f190-d5f5-11de-b283-fb9baaa14523&seccion=fc8eff9b-d5f4-11de-b283-fb9baaa14523>
- Our University/Campus LA YUTERA (Palencia): www.uva.es and <http://www5.uva.es/etsiaa/>
- Emergency number: 112
- Taxis Palencia: <http://www.radiotaxipalencia.com/>
- Coach lines (all over SPAIN): www.alsa.es

Appendix

University of Valladolid MEDfOR Programme Plan

MASTER

Erasmus mundus en gestión forestal y de recursos naturales en el Mediterráneo / Mediterranean Forestry and Natural Resources Management (MEDFOR)

Plan Code

506

12

309 **University Management Centre:** E.T.S. DE INGENIERIAS AGRARIAS Y U.G.I. (UNIDAD DE GESTIÓN INTEGRADA) DE PALENCIA

STUDY PROGRAMME

The two-year course consists of a **first study year** that encompasses a) a 42 credits (ECTS) graduate level sub-programme at one of three institutions (Technical University of Lisbon, University of Padova, University of Lleida), b) a 3 credits (ECTS) online at University of Padova, c) a 6 credits (ECTS) online at University of Valladolid, and d) a 9 credits (ECTS) joint Winter School at the University of Valladolid. **The second year** study encompasses two modules: a 30 credits (ECTS) specialisation subprogramme and a 30 credits (ECTS) dissertation plan that are offered by the seven institutions. The students are required to spend either the third or the fourth semester to complete their 30 credits (ECTS) specialisation sub-programme and 30 credits (ECTS) dissertation plan, respectively, at a university other than the one where they completed the first year 42 credits (ECTS) graduate level sub-programme.

FIRST YEAR at the University of Valladolid (9 Required credits ECTS + 6 Optional credits ECTS)

Mediterranean Forestry: The asymmetric impact of Global Change on the Mediterranean Forests

CREDITS	SUBJECT	TYPE	CODE
3	SEMINAR OF MODEL FOREST CONCEPT	Required	53023
3	FOREST BIOLOGICAL THREATS (PEST AND INVASIVE SPECIES) AND CLIMATE CHANGE	Required	53024
3	ANNUAL YOUNG RESEARCHERS MEETING	Required	53025
6	INTRODUCTION TO MEDITERRANEAN FORESTRY AND NATURAL RESOURCES	Optional	54093

SECOND YEAR at the University of Valladolid (30 credits ECTS + Thesis Work)

Adaptive forestry strategies to provide goods and services while coping with global change challenge

CREDITS	SUBJECT	TYPE	CODE
6	SILVICULTURE UNDER MULTIFUNCTIONAL OBJECTIVES	Optional	53026
6	GENETIC RESOURCES CONSERVATION AND MOLECULAR MARKERS	Optional	53027
6	FOREST PEST AND DISEASES	Optional	53028
6	GEO-STATISTICAL ANALYSIS	Optional	53029
6	LEARNING BY DOING IN FORESTRY: NEW TOOLS FOR NEW CHALLENGES	Optional	53030

Thesis Work

CREDITS	SUBJECT	TYPE	CODE
30	THESIS WORK	Required	53031

MEDFOR specialization at UVa courses syllabi and guides can be accessed through this links:

Siviculture under multifunctional objectives:

https://alojamientos.uva.es/guia_docente/uploads/2020/506/53026/1/Documento.pdf

Genetic Resources Conservation and Molecular Markers

https://alojamientos.uva.es/guia_docente/uploads/2020/506/53027/1/Documento.pdf

Forest Pest and diseases

https://alojamientos.uva.es/guia_docente/uploads/2020/506/53028/1/Documento.pdf

Geostatistical Analysis

https://alojamientos.uva.es/guia_docente/uploads/2020/506/53029/1/Documento.pdf

Learning by doing: Adaptive Management

https://alojamientos.uva.es/guia_docente/uploads/2020/506/53030/1/Documento.pdf

Classes schedule 2020-2021

Semestre 1 (DATAFOREST MEDFOR) Classroom 15					
MEDFOR (Specialization)					
DATAFOREST (Optativas)		LUNES/MONDAY	MARTES/TUESDAY	MIÉRCOLES/WEDNESDAY	JUEVES/THURSDAY
		VIERNES/FRIDAY			
September 28th to December 3rd	9 a 10	Learning by doing	Genetics	Pest and diseases	Multifunctional Forestry
	10 a 11				
	11 a 12				
	12 a 13				
	13 a 14				
December 9th to 22th	9 a 10	Geospatial Analysis	Geospatial Analysis	Geospatial Analysis	Geospatial Analysis
	10 a 11				
	11 a 12				
	12 a 13				
	13 a 14				
	14 a 15	Geospatial Analysis	Geospatial Analysis	Geospatial Analysis	Geospatial Analysis
	15 a 16				
	16 a 17				
	17 a 18				
	18 a 19				

Exams timetable

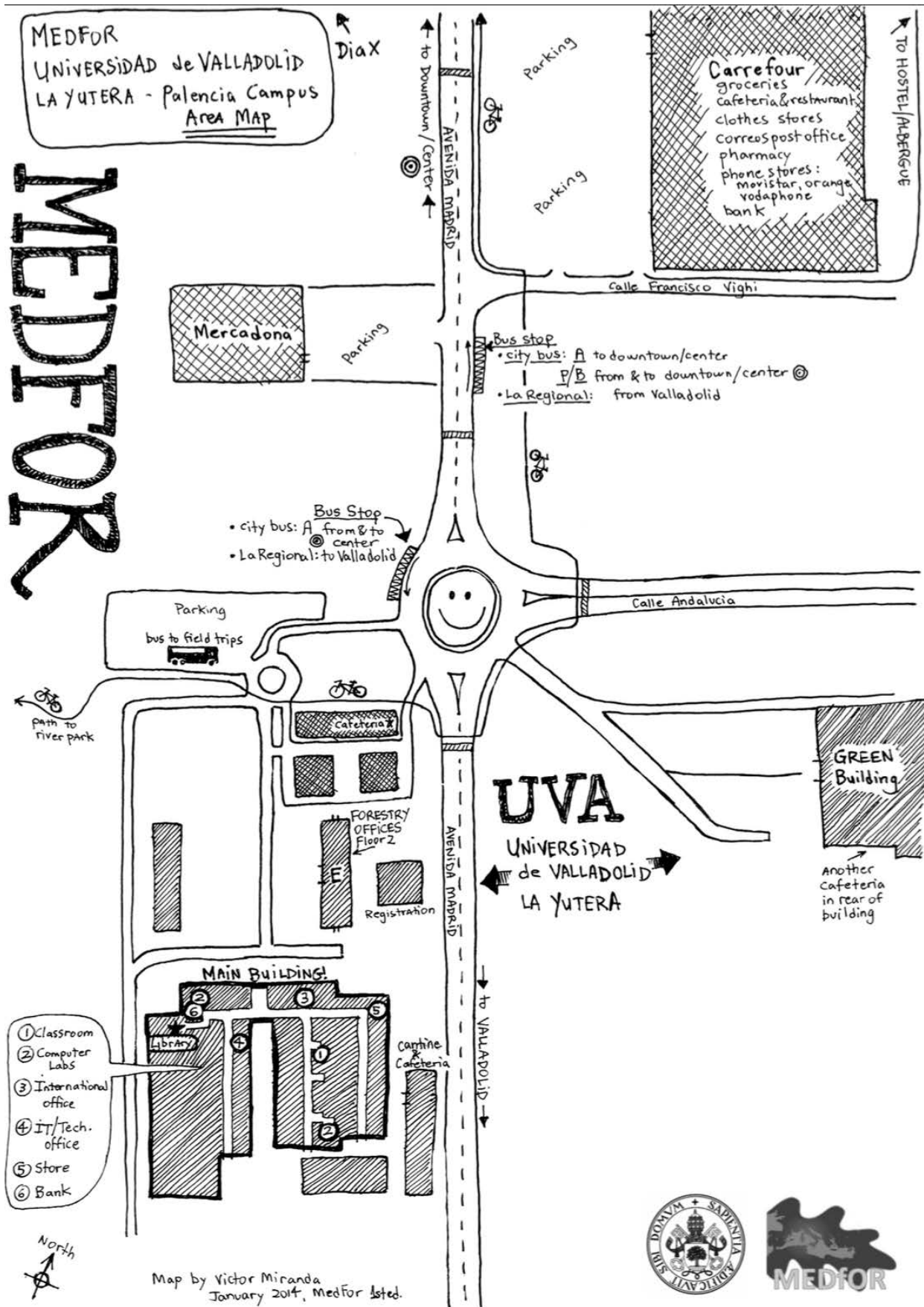
MEDFOR Master's (exams at 9:00 unless otherwise stated)		FIRST CALL (JANUARY 2021)	FIRST CALL (JUNE 2021)	SECOND CALL 2021
1 st quarter	Learning by doing : adaptive management	21 - January - 21		24-June-21
1 st quarter	Genetic Resources Conservation and Molecular markers	22 - January - 20		23- June -21
1 st quarter	Forest Pest and Forest Pathology	25 - January - 21		24/06/2021 16 hours
1 st quarter	Geospatial analysis	26 - January - 21		28- June -21
1 st quarter	Multifunctional silviculture	27 - January - 21		25- June -21

15

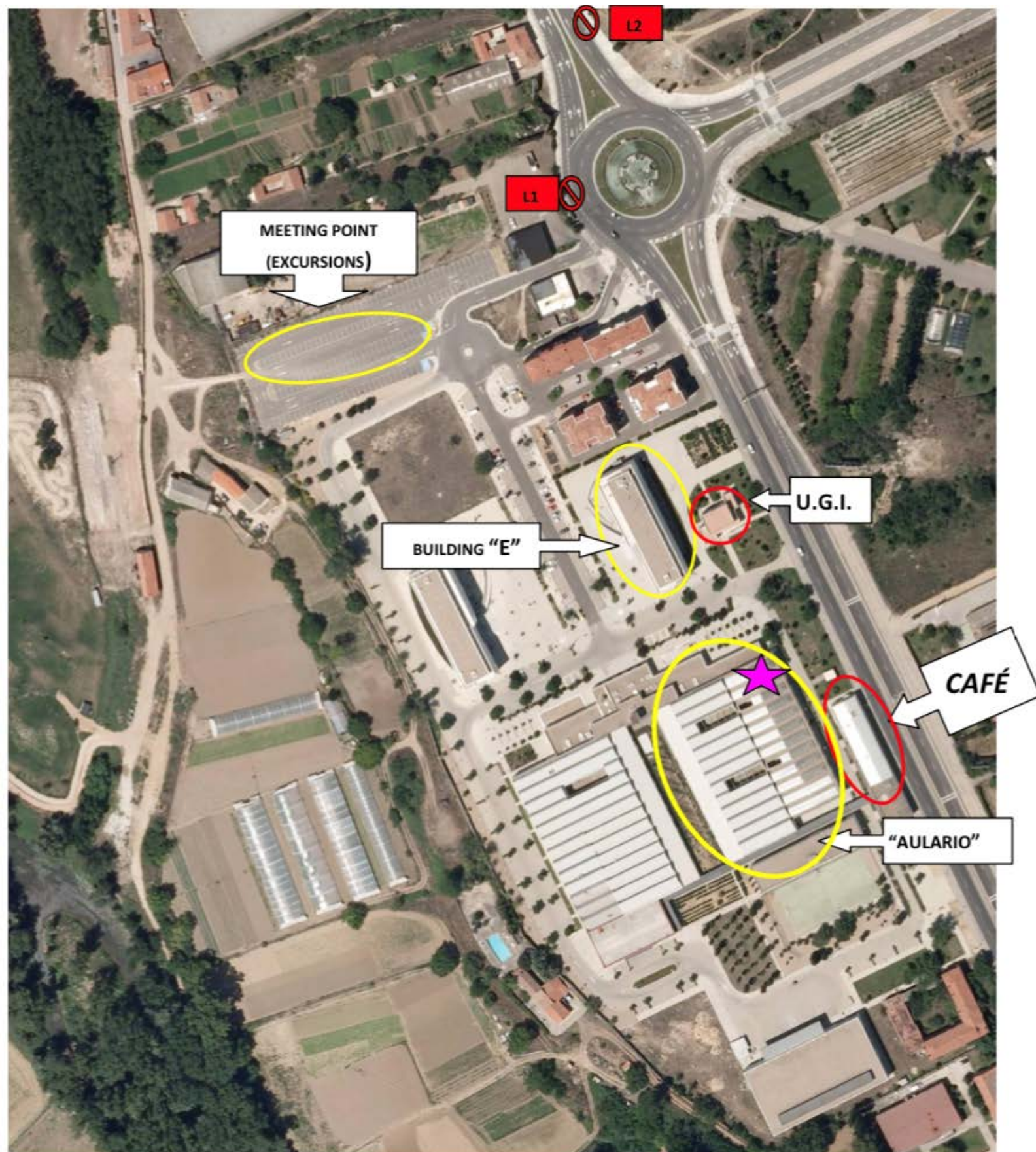


Map by Victor Miranda
January 2014, MedFor 1st ed

Palencia Campus Map (Campus la Yutera)




Aerial View of Palencia Campus

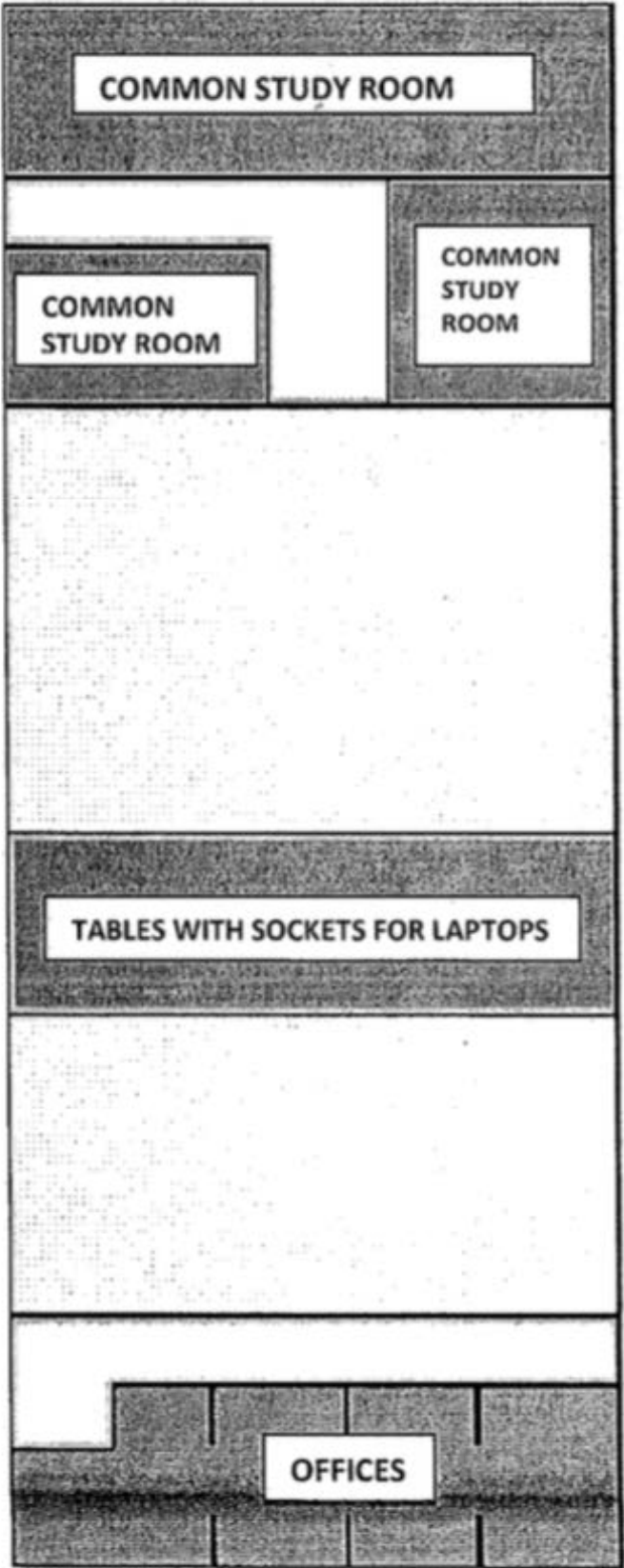


Sketch of the University Library (Campus of Palencia)

GROUND FLOOR



FIRST FLOOR



COVID19 Information

University of Valladolid has established a detailed plan for the activity during the course 2020/21 under the pandemic covid19 situation. Details can be accessed through the following link: <https://comunicacion.uva.es/medidas/index.html>

For your convenience here we present an English translation of the main points. **This translation is done by MEDFOR team to support our students** who do not have command of the German language. **However, the only official communication is in Spanish (see the link above) and this translation is not legally binding.**

- The use of mask is compulsory in the university premises
- Wash your hands frequently
- Maintain the interpersonal distance (1,5 m)
- If you have symptoms of COVID-19 diseases or you are in quarantine do not come to the campus.
- Classes will be face to face, but online classes will be used in case of university lockdown.

VirtUVa: Virtual UVa



Once you are enrolled for the academic year and you have your user and password activate you can check VirtUVa http://virtuva.uva.es/index_en.html The Online, Training and Innovation Teaching Center of the University of Valladolid created to act as support for the development of virtual academic teaching and offer, teacher training and teacher innovation.

20

Support Guide for UVa students is available (in Spanish) at <https://extension.campusvirtual.uva.es/course/view.php?id=2582>

Most of the materials inside VirtUVa are in Spanish but we are working to have English version of the documents and videos. In the meantime, here we present some useful information translated from <http://virtuva.uva.es> materials (*some images are in Spanish*).

Quick guide to Blackboard Collaborate for Students

What is Blackboard Collaborate?

Blackboard Collaborate is an interactive web video conferencing platform for online collaboration between teachers and students using a set of tools, such as chat, blackboard and application and content sharing, and class moderation features.

Blackboard Collaborate is integrated into the Virtual Campus of the University of Valladolid, so professors can program Blackboard Collaborate video conferences with students, within the Campus.

How to access to a Blackboard Collaborate session through the Campus Virtual?

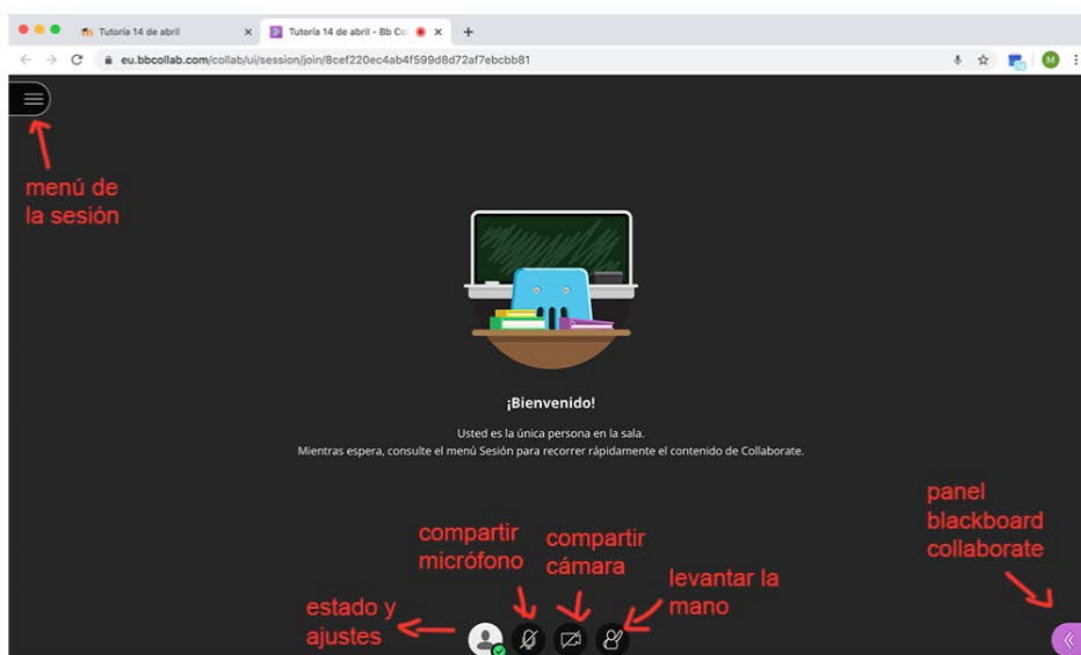
- If the professor has scheduled a video conference with Blackboard Collaborate, a Blackboard Collaborate type activity will appear among the course contents. Click on it to access the resource.
- If the session is active, you will find a button to join the videoconference. You can connect from 15 minutes before the session start time. Clicking the button will open a new browser window where you will access the video conference with the role of participant.



- If the video conference is no longer active, a message will appear informing you that the session has ended. If the professor has recorded the session, in the "Recordings" section you will be able to view them
- Before joining the video conference, the browser may request permission to use the camera and microphone. For Collaborate to work as desired, you need permissions to access the camera and microphone so that you can use the audio and video, so you will need to grant them or configure them in the browser preferences.

Videoconference with Blackboard Collaborate?

Once inside the video conference, the interface will be like the one shown in the image below. If more users are connected, they will appear in the central area of the screen.

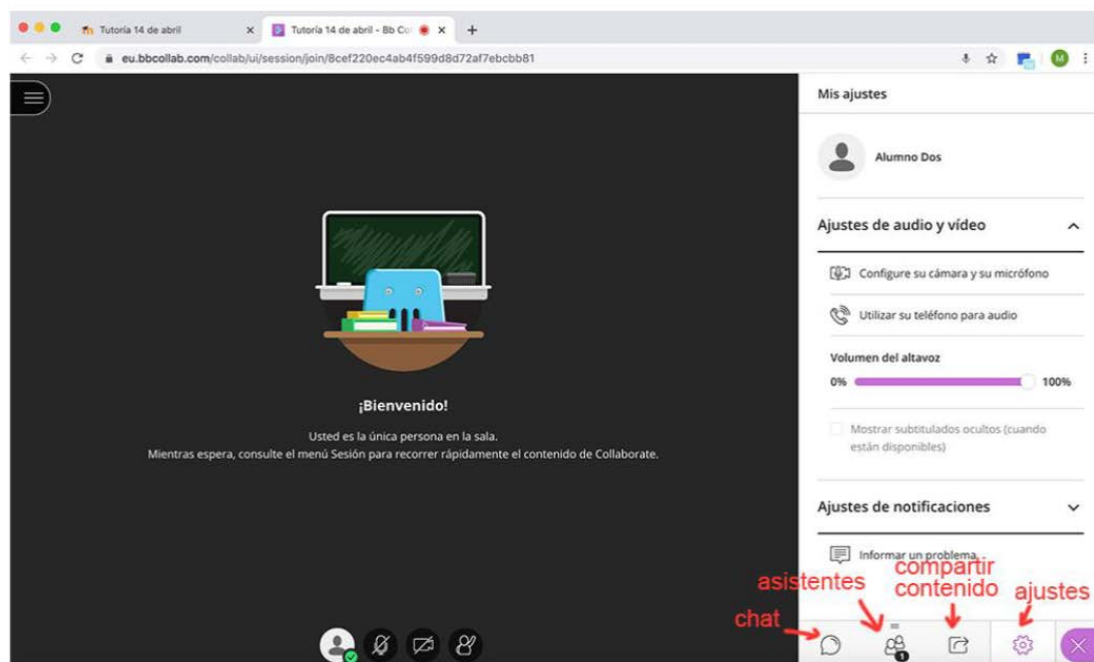


In the central and lower part of the screen you will find buttons to:

- Raise the hand
- Enable/disable the microphone sharing
- Enable/disable the camera sharing
- Specify your status and settings: from here you can comment, using icons, your status, show agreement or disagreement and close the session

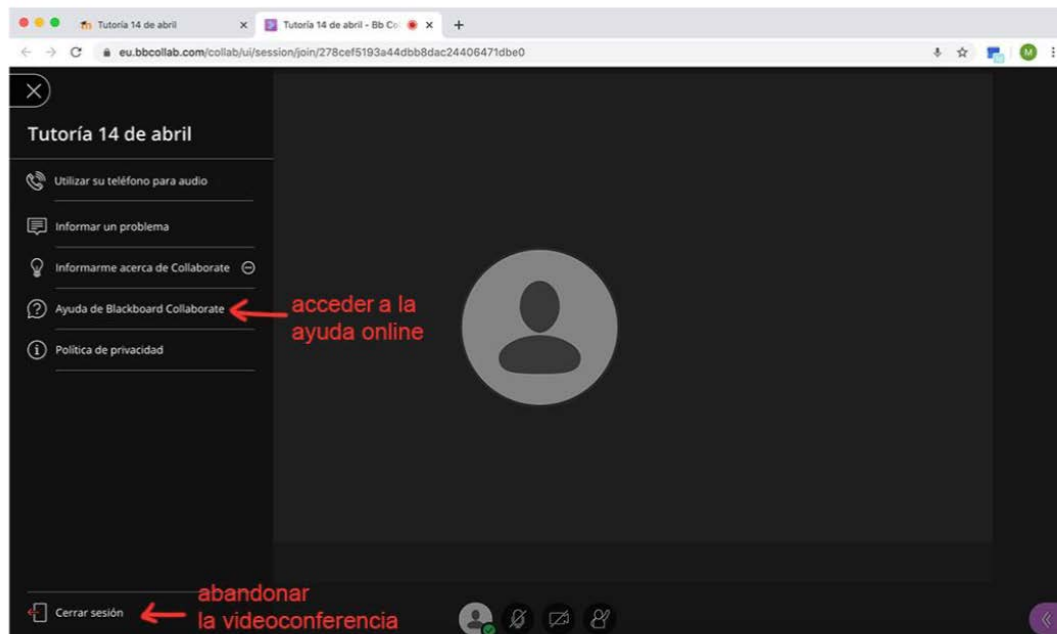


If you display the Blackboard Collaborate panel (at the bottom right of the screen) you will find the following options



- Chat: you can participate in a chat with all the assistants in a private session with the professors/moderators.
- Attendees: list of those attending the meeting.
- Share content: this is an option reserved only for the professor/moderator of the meeting.
- Settings: you can adjust your audio and video settings (camera and microphone settings), notifications and access information to set your phone as an audio device.

Finally, at the top left of the screen you can display the session menu, where you will find other interesting options such as the link to "Blackboard Collaborate Help", the Privacy Policy and the possibility to "Logout" at the bottom of the menu.



23

For more information, see the Blackboard Collaborate Help at the following link:
<https://help.blackboard.com/Collaborate/Ultra/Participant>

Frequent problems in a videoconference Blackboard Collaborate

- If the videoconference does not work as it should, check that you are using a compatible browser with Blackboard Collaborate at https://help.blackboard.com/Collaborate/Ultra/Participant/Get_Started/Browser_Support
- If your camera and/or microphone do not properly work, you may have to check your browser's access and permissions. To fix this, go to your browser's preferences settings and grant permission to the website <https://eu.bbcollab.com/> to access the camera and microphone.

ABOUT US

Contact Info:

Find more about the team, and how to get in touch with us regarding academic, financial, and administrative concerns.

Coordinator of MEDfOR programme in University of Valladolid (campus at Palencia)

Felipe Bravo: fbravo@pvs.uva.es

Subdirector for Students and International Exchanges (Agrarian School, University of Valladolid-Campus at Palencia)

Pablo Martín-Pinto: pmpinto@pvs.uva.es

Facilitators

Eric Cudjoe and Ali Askarieh
PhD students at UVA and MEDFOR graduates

International Relations Office

Juan Treviño: juan.trevino@uva.es

Universidad de Valladolid
Casa del Estudiante - C/ Real de Burgos s.n.47011 - Valladolid – Spain
Tel.: +34 983184919 / FAX: +34 983423748

Postal Address

ETS Ingenierías Agrarias
Universidad de Valladolid
Avda. de Madrid, 44 - 34004 Palencia-Spain

Click the link for further information about the University of Valladolid website in English.

<https://universityofvalladolid.uva.es/>

More information about MEDfOR Course at the University of Valladolid can be found here:

<http://www.uva.es/export/sites/uva/2.docencia/2.02.mastersoficiales/2.02.01.ofertaeducativa/detalle/Master-Erasmus-Mundus-en-Gestion-Forestal-y-de-Recursos-Naturales-en-el-Mediterraneo-MEDFOR/>